

Unit 0

Organizational introduction

Getting started in the study of phonetics

Slides for the session of

Phonetics with Listening Practice (British)

held on

28 / 29 vendémiaire de l'année CCXXX de la République

(19 / 20 October 2022)

Organizational
introduction

Goals

Course Overview

Resources

Books

Internet sources

Fonts

Copy-and-paste

Keyboard layouts

Phonetics programmes

Mobile apps

Principles

Envoi

Robert Spence
LangSciTech
Saarland University

Acknowledgement of Country



Organizational
introduction

Goals

Course Overview

Resources

Books

Internet sources

Fonts

Copy-and-paste

Keyboard layouts

Phonetics programmes

Mobile apps

Principles

Envoi



Credit: [Peter Woodard/ CC BY-SA 3.0](#)

I would like to acknowledge that I am recording this video on the traditional lands of the Kemmaraigal people of the Eora nation.

I wish to formally recognise the Elders, families and forebears of the Kemmaraigal people and acknowledge they are the traditional custodians of the land, and have been so for millennia.


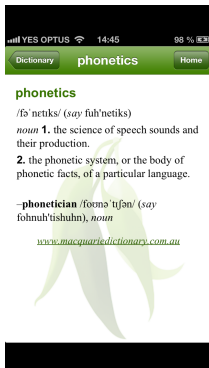


Image supplied by M.A.K. Halliday

M.A.K. Halliday (韩礼德 Hán Lǐdé) 13.4.1925–15.4.2018

Language: the noises we make with our faces in order to live. (J.R. Firth)



The goals of today's session are:

- 1 To gain an overview of what this course is about



Organizational
introduction

Goals

Course Overview

Resources

Books

Internet sources

Fonts

Copy-and-paste

Keyboard layouts

Phonetics programmes

Mobile apps

Principles

Envoi

The goals of today's session are:

- 1 To gain an overview of what this course is about
- 2 To make sure contact details have been exchanged



Organizational
introduction

Goals

Course Overview

Resources

Books

Internet sources

Fonts

Copy-and-paste

Keyboard layouts

Phonetics programmes

Mobile apps

Principles

Envoi

The goals of today's session are:

- 1 To gain an overview of what this course is about
- 2 To make sure contact details have been exchanged
- 3 To make arrangements for recording students reading aloud



Organizational
introduction

Goals

Course Overview

Resources

Books

Internet sources

Fonts

Copy-and-paste

Keyboard layouts

Phonetics programmes

Mobile apps

Principles

Envoi

The goals of today's session are:

- 1 To gain an overview of what this course is about
- 2 To make sure contact details have been exchanged
- 3 To make arrangements for recording students reading aloud
- 4 To ensure everyone has completed a brief survey about previous experience and preferred forms of learning

The goals of today's session are:

- 1 To gain an overview of what this course is about
- 2 To make sure contact details have been exchanged
- 3 To make arrangements for recording students reading aloud
- 4 To ensure everyone has completed a brief survey about previous experience and preferred forms of learning
- 5 To begin the process of helping students formulate their individual learning goals



Organizational
introduction

Goals

Course Overview

Resources

Books

Internet sources

Fonts

Copy-and-paste

Keyboard layouts

Phonetics programmes

Mobile apps

Principles

Envoi

The goals of today's session are:

- 1 To gain an overview of what this course is about
- 2 To make sure contact details have been exchanged
- 3 To make arrangements for recording students reading aloud
- 4 To ensure everyone has completed a brief survey about previous experience and preferred forms of learning
- 5 To begin the process of helping students formulate their individual learning goals
- 6 To gain an overview of how the course will work



Organizational
introduction

Goals

Course Overview

Resources

Books

Internet sources

Fonts

Copy-and-paste

Keyboard layouts

Phonetics programmes

Mobile apps

Principles

Envoi

The goals of today's session are:

- 1 To gain an overview of what this course is about
- 2 To make sure contact details have been exchanged
- 3 To make arrangements for recording students reading aloud
- 4 To ensure everyone has completed a brief survey about previous experience and preferred forms of learning
- 5 To begin the process of helping students formulate their individual learning goals
- 6 To gain an overview of how the course will work
- 7 To gain an overview of some useful resources for the study of phonetics

The goals of today's session are:

- 1 To gain an overview of what this course is about
- 2 To make sure contact details have been exchanged
- 3 To make arrangements for recording students reading aloud
- 4 To ensure everyone has completed a brief survey about previous experience and preferred forms of learning
- 5 To begin the process of helping students formulate their individual learning goals
- 6 To gain an overview of how the course will work
- 7 To gain an overview of some useful resources for the study of phonetics
- 8 To list some guiding principles for the study of phonetics

Where to find information about the course:

- The course website:
<http://www.spence.saar.de/courses/phoneticswithlistening>
which includes the slides as presented each week
(and a printable form of the slides as well)
plus links to the videos for the listening exercises
and exercise sheets for the listening exercises
and various other materials.



Organizational
introduction

Goals

Course Overview

Resources

Books

Internet sources

Fonts

Copy-and-paste

Keyboard layouts

Phonetics programmes

Mobile apps

Principles

Envoi

Where to find information about the course:

- The course website:
<http://www.spence.saar.de/courses/phoneticswithlistening>
which includes the slides as presented each week
(and a printable form of the slides as well)
plus links to the videos for the listening exercises
and exercise sheets for the listening exercises
and various other materials.
- One part of the course website is password-protected; you will receive your password by email.

Timetable

Note: Please work at your own pace until we work out how best to proceed with meetings.

Week	Dates		Unit	Description
	Tue	Wed		
01	19.x	20.x	00	Resources; basic organization
02	26.x	27.x	-	INITIAL ASSESSMENT
03	02.xi	03.xi	01	Theoretical introduction (1)
04	09.xi	10.xi	02	Theoretical introduction (2)
05	16.xi	17.xi	03	Consonants (1)
06	23.xi	24.xi	04	Vowels (1)
07	30.xi	01.xii	-	EXTRA PRACTICE
08	07.xii	08.xii	05	Vowels (2)
09	14.xii	15.xii	-	NO CLASS
10	04.i	05.i	06	Consonants (2)
11	11.i	12.i	07	Syllables & Rhythm (1)
12	18.i	19.i	08	Syllables & Rhythm (2)
13	25.i	26.i	09	Intonation (1)
14	01.ii	02.ii	10	Intonation (2)
15	08.ii	09.ii	11	Intonation (3)

Books (1)

You might find some of these useful (active links):



[Organizational introduction](#)

[Goals](#)

[Course Overview](#)

[Resources](#)

[Books](#)

[Internet sources](#)

[Fonts](#)

[Copy-and-paste](#)

[Keyboard layouts](#)

[Phonetics programmes](#)

[Mobile apps](#)

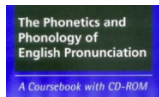
[Principles](#)

[Envoi](#)

Books (1)

You might find some of these useful (active links):

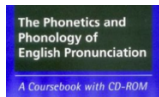
Eckert and Barry: *The Phonetics and Phonology of English Pronunciation*.
Trier: WVT, 2005



Books (1)

You might find some of these useful (active links):

Eckert and Barry: *The Phonetics and Phonology of English Pronunciation*.
Trier: WVT, 2005



Arnold und Hansen: *Englische Phonetik*. Langenscheidt, 1998

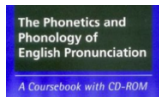


Books (1)

You might find some of these useful (active links):

Eckert and Barry: *The Phonetics and Phonology of English Pronunciation*.

Trier: WVT, 2005




Arnold und Hansen: *Englische Phonetik*. Langenscheidt, 1998



Halliday and Greaves: *Intonation in the Grammar of English*. London:

Equinox, 2008



Books (2)

These are the books I'll be using most often in this course:



Organizational
introduction

Goals

Course Overview

Resources

Books

Internet sources

Fonts

Copy-and-paste

Keyboard layouts

Phonetics programmes

Mobile apps

Principles

Envoi

Books (2)

These are the books I'll be using most often in this course:

Sauer: A Drillbook of English Phonetics. Heidelberg: Winter, 2013⁴



φωv

Organizational
introduction

Goals

Course Overview

Resources

Books

Internet sources

Fonts

Copy-and-paste

Keyboard layouts

Phonetics programmes

Mobile apps

Principles

Envoi


Books (2)

These are the books I'll be using most often in this course:

Sauer: A Drillbook of English Phonetics. Heidelberg: Winter, 2013⁴



Halliday: A Course in Spoken English: Intonation. Oxford: OUP, 1970




Books (2)

These are the books I'll be using most often in this course:


Sauer: A Drillbook of English Phonetics. Heidelberg: Winter, 2013⁴



Halliday: A Course in Spoken English: Intonation. Oxford: OUP, 1970



J.C. Wells: Longman Pronunciation Dictionary. Harlow: Pearson, 2008³



Beware!

- 1 If you are using an Oxford dictionary to check the pronunciation of an English word, make sure it is an Oxford **learner's** dictionary – not the “Concise Oxford Dictionary”!



Organizational
introduction

Goals

Course Overview

Resources

Books

Internet sources

Fonts

Copy-and-paste

Keyboard layouts

Phonetics programmes

Mobile apps

Principles

Envoi

Beware!

- 1 If you are using an Oxford dictionary to check the pronunciation of an English word, make sure it is an Oxford **learner's** dictionary – not the “Concise Oxford Dictionary”!
- 2 **BAD: Concise Oxford Dictionary:**
<http://www.oxforddictionaries.com>



Organizational
introduction

Goals

Course Overview

Resources

Books

Internet sources

Fonts

Copy-and-paste

Keyboard layouts

Phonetics programmes

Mobile apps

Principles

Envoi

Beware!

- 1 If you are using an Oxford dictionary to check the pronunciation of an English word, make sure it is an Oxford **learner's** dictionary – not the “Concise Oxford Dictionary”!
- 2 **BAD: Concise Oxford Dictionary:**
<http://www.oxforddictionaries.com>
- 3 **GOOD: Oxford Advanced Learner's Dictionary:**
<http://www.oxfordlearnersdictionaries.com>
(don't forget the "s"!)



Organizational
introduction

Goals

Course Overview

Resources

Books

Internet sources

Fonts

Copy-and-paste

Keyboard layouts

Phonetics programmes

Mobile apps

Principles

Envoi

Beware!

- 1 If you are using an Oxford dictionary to check the pronunciation of an English word, make sure it is an Oxford **learner's** dictionary – not the “Concise Oxford Dictionary”!
- 2 **BAD: Concise Oxford Dictionary:**
<http://www.oxforddictionaries.com>
- 3 **GOOD: Oxford Advanced Learner's Dictionary:**
<http://www.oxfordlearnersdictionaries.com>
(don't forget the "s"!)
- 4 On a Mac, the Concise Oxford Dictionary is integrated with the operating system. **DO NOT TRUST IT!!**

Beware!

- 1 If you are using an Oxford dictionary to check the pronunciation of an English word, make sure it is an Oxford **learner's** dictionary – not the “Concise Oxford Dictionary”!
- 2 **BAD: Concise Oxford Dictionary:**
<http://www.oxforddictionaries.com>
- 3 **GOOD: Oxford Advanced Learner's Dictionary:**
<http://www.oxfordlearnersdictionaries.com>
(don't forget the "s"!)
- 4 On a Mac, the Concise Oxford Dictionary is integrated with the operating system. **DO NOT TRUST IT!!**
- 5 Beware these...!

WRONG!	(words like:)	RIGHT!
ɛ	BET	e
a	BAT	æ
əː	NURSE	ɜː
ɛː	SQUARE	eə
aɪ	PRICE	aɪ

Internet sources

- Wikipedia:



Organizational
introduction

Goals

Course Overview

Resources

Books

Internet sources

Fonts

Copy-and-paste

Keyboard layouts

Phonetics programmes

Mobile apps

Principles

Envoi

- Wikipedia:
http://de.wikipedia.org/wiki/Internationales_Phonetisches_Alphabet

- Wikipedia:
http://de.wikipedia.org/wiki/Internationales_Phonetisches_Alphabet
or:
http://en.wikipedia.org/wiki/International_Phonetic_Alphabet
- IPA website:
<http://www.internationalphoneticassociation.org/>

- Wikipedia:
http://de.wikipedia.org/wiki/Internationales_Phonetisches_Alphabet
or:
http://en.wikipedia.org/wiki/International_Phonetic_Alphabet
- IPA website:
<http://www.internationalphoneticassociation.org/>
- An easy place to start:
http://simple.wikipedia.org/wiki/IPA_chart_for_English

- Wikipedia:
http://de.wikipedia.org/wiki/Internationales_Phonetisches_Alphabet
or:
http://en.wikipedia.org/wiki/International_Phonetic_Alphabet
- IPA website:
<http://www.internationalphoneticassociation.org/>
- An easy place to start:
http://simple.wikipedia.org/wiki/IPA_chart_for_English
- “I want to hear the sounds!”:
<http://www.lfsag.unito.it/ipa/index.html>
or:
<https://web.uvic.ca/ling/resources/ipa/charts/IPAlab/IPAlab.htm>

Fonts

Make sure you have a Unicode font installed! ... e.g. ...



Organizational
introduction

Goals

Course Overview

Resources

Books

Internet sources

Fonts

Copy-and-paste

Keyboard layouts

Phonetics programmes

Mobile apps

Principles

Envoi

Fonts

Make sure you have a Unicode font installed! ... e.g. ...

Lucida Grande

φωv

Organizational
introduction

Goals

Course Overview

Resources

Books

Internet sources

Fonts

Copy-and-paste

Keyboard layouts

Phonetics programmes

Mobile apps

Principles

Envoi

Fonts

Make sure you have a Unicode font installed! ... e.g. ...

Lucida Grande or **Arial Unicode MS**

φωv

Organizational
introduction

Goals

Course Overview

Resources

Books

Internet sources

Fonts

Copy-and-paste

Keyboard layouts

Phonetics programmes

Mobile apps

Principles

Envoi

Fonts

Make sure you have a Unicode font installed! ... e.g. ...

Lucida Grande or **Arial Unicode MS** or **Charis SIL**,



Organizational
introduction

Goals

Course Overview

Resources

Books

Internet sources

Fonts

Copy-and-paste

Keyboard layouts

Phonetics programmes

Mobile apps

Principles

Envoi

Fonts

Make sure you have a Unicode font installed! ... e.g. ...

Lucida Grande or **Arial Unicode MS** or **Charis SIL**, or **Gentium**,

Organizational
introduction

Goals

Course Overview

Resources

Books

Internet sources

Fonts

Copy-and-paste

Keyboard layouts

Phonetics programmes

Mobile apps

Principles

Envoi

Fonts

Make sure you have a Unicode font installed! ... e.g. ...

Lucida Grande or **Arial Unicode MS** or **Charis SIL**, or **Gentium**,
or **STIXGeneral**,



Organizational
introduction

Goals

Course Overview

Resources

Books

Internet sources

Fonts

Copy-and-paste

Keyboard layouts

Phonetics programmes

Mobile apps

Principles

Envoi

Fonts

Make sure you have a Unicode font installed! ... e.g. ...

Lucida Grande or **Arial Unicode MS** or **Charis SIL**, or **Gentium**,
or **STIXGeneral**, or **the Brill**, or ...

φωv

Organizational
introduction

Goals

Course Overview

Resources

Books

Internet sources

Fonts

Copy-and-paste

Keyboard layouts

Phonetics programmes

Mobile apps

Principles

Envoi

Fonts

Make sure you have a Unicode font installed! ... e.g. ...

Lucida Grande or **Arial Unicode MS** or **Charis SIL**, or **Gentium**,
or **STIXGeneral**, or **the Brill**, or ...

Check your computer's character palette to see which of the fonts on your system actually contain the phonetic symbols

Organizational
introduction

Goals

Course Overview

Resources

Books

Internet sources

Fonts

Copy-and-paste

Keyboard layouts

Phonetics programmes

Mobile apps

Principles

Envoi

Fonts

Make sure you have a Unicode font installed! ... e.g. ...

Lucida Grande or **Arial Unicode MS** or **Charis SIL**, or **Gentium**, or **STIXGeneral**, or **the Brill**, or ...

Check your computer's character palette to see which of the fonts on your system actually contain the phonetic symbols (starting at about Unicode code-point **2500** in hexadecimal notation, just keep on scrolling down until you come to the really strange letters...)

Organizational
introduction

Goals

Course Overview

Resources

Books

Internet sources

Fonts

Copy-and-paste

Keyboard layouts

Phonetics programmes

Mobile apps

Principles

Envoi

Fonts

Make sure you have a Unicode font installed! ... e.g. ...

Lucida Grande or **Arial Unicode MS** or **Charis SIL**, or **Gentium**, or **STIXGeneral**, or **the Brill**, or ...

Check your computer's character palette to see which of the fonts on your system actually contain the phonetic symbols (starting at about Unicode code-point **2500** in hexadecimal notation, just keep on scrolling down until you come to the really strange letters...)

The following fonts are free, and are worth having:

Organizational
introduction

Goals

Course Overview

Resources

Books

Internet sources

Fonts

Copy-and-paste

Keyboard layouts

Phonetics programmes

Mobile apps

Principles

Envoi

Fonts

Make sure you have a Unicode font installed! ... e.g. ...

Lucida Grande or **Arial Unicode MS** or **Charis SIL**, or **Gentium**, or **STIXGeneral**, or **the Brill**, or ...

Check your computer's character palette to see which of the fonts on your system actually contain the phonetic symbols (starting at about Unicode code-point **2500** in hexadecimal notation, just keep on scrolling down until you come to the really strange letters...)

The following fonts are free, and are worth having:

- Charis SIL:
<http://software.sil.org/charis/>

Organizational
introduction

Goals

Course Overview

Resources

Books

Internet sources

Fonts

Copy-and-paste

Keyboard layouts

Phonetics programmes

Mobile apps

Principles

Envoi

Fonts

Make sure you have a Unicode font installed! ... e.g. ...

Lucida Grande or **Arial Unicode MS** or **Charis SIL**, or **Gentium**, or **STIXGeneral**, or **the Brill**, or ...

Check your computer's character palette to see which of the fonts on your system actually contain the phonetic symbols (starting at about Unicode code-point **2500** in hexadecimal notation, just keep on scrolling down until you come to the really strange letters...)

The following fonts are free, and are worth having:

- Charis SIL:
<http://software.sil.org/charis/>
- STIX:
<http://www.stixfonts.org/>

Organizational
introduction

Goals

Course Overview

Resources

Books

Internet sources

Fonts

Copy-and-paste

Keyboard layouts

Phonetics programmes

Mobile apps

Principles

Envoi

Make sure you have a Unicode font installed! ... e.g. ...

Lucida Grande or **Arial Unicode MS** or **Charis SIL**, or **Gentium**, or **STIXGeneral**, or **the Brill**, or ...

Check your computer's character palette to see which of the fonts on your system actually contain the phonetic symbols (starting at about Unicode code-point **2500** in hexadecimal notation, just keep on scrolling down until you come to the really strange letters...)

The following fonts are free, and are worth having:

- Charis SIL:
<http://software.sil.org/charis/>
- STIX:
<http://www.stixfonts.org/>
download here:
<https://github.com/stipub/stixfonts/>
- the Brill:
<https://brill.com/page/290?language=en>

Copy-and-paste

- <http://www.ipa.webstuff.org/>
click on:
Vowels | Consonants | ... then “COPY & PASTE VERSION”
also has links to fonts, keyboards, ... (at top)



Organizational
introduction

Goals

Course Overview

Resources

Books

Internet sources

Fonts

Copy-and-paste

Keyboard layouts

Phonetics programmes

Mobile apps

Principles

Envoi

- <http://www.ipa.webstuff.org/>
click on:
Vowels | Consonants | ... then “COPY & PASTE VERSION”
also has links to fonts, keyboards, ... (at top)
- the character picker at:
<https://r12a.github.io/pickers/ipa/>
(but beware the old-fashioned naming conventions used there:
“high” vowel → close vowel;
“low” vowel → open vowel)

- <http://www.ipa.webstuff.org/>
click on:
Vowels | Consonants | ... then “COPY & PASTE VERSION”
also has links to fonts, keyboards, ... (at top)
- the character picker at:
<https://r12a.github.io/pickers/ipa/>
(but beware the old-fashioned naming conventions used there:
“high” vowel → close vowel;
“low” vowel → open vowel)
- another character picker (better terminology, but may need frequent refreshing in browser window):
<http://westonruter.github.io/ipa-chart/keyboard/>

- <http://www.ipa.webstuff.org/>
click on:
Vowels | Consonants | ... then “COPY & PASTE VERSION”
also has links to fonts, keyboards, ... (at top)
- the character picker at:
<https://r12a.github.io/pickers/ipa/>
(but beware the old-fashioned naming conventions used there:
“high” vowel → close vowel;
“low” vowel → open vowel)
- another character picker (better terminology, but may need frequent refreshing in browser window):
<http://westonruter.github.io/ipa-chart/keyboard/>
- A copy-and-paste solution will save you having to type the symbols using your own keyboard; but you will still need at least one font on your system that has all the phonetic symbols.

Keyboard layouts

- Enter phonetic symbols via your keyboard:
https://keyman.com/keyboards/sil_ipa



φωv

Organizational
introduction

Goals

Course Overview

Resources

Books

Internet sources

Fonts

Copy-and-paste

Keyboard layouts

Phonetics programmes

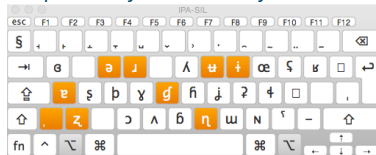
Mobile apps

Principles

Envoi

Keyboard layouts

- Enter phonetic symbols via your keyboard:
https://keyman.com/keyboards/sil_ipa



- for iPhones:
<http://tinyurl.com/i-want-ipa>



fənetiks iz fɪ



φων

Organizational
introduction

Goals

Course Overview

Resources

Books

Internet sources

Fonts

Copy-and-paste

Keyboard layouts

Phonetics programmes

Mobile apps

Principles

Envoi

Keyboard layouts

- Enter phonetic symbols via your keyboard:
https://keyman.com/keyboards/sil_ipa



- for iPhones:
<http://tinyurl.com/i-want-ipa>



fənetiks iz fɪ



- for Androids look here:
<https://tinyurl.com/i-want-ipa-for-android>

φων

Organizational
introduction

Goals

Course Overview

Resources

Books

Internet sources

Fonts

Copy-and-paste

Keyboard layouts

Phonetics programmes

Mobile apps

Principles

Envoi



- PRAAT:
<http://www.fon.hum.uva.nl/praat/>



- Audacity
<https://www.audacityteam.org/>

φων

Organizational
introduction

Goals

Course Overview

Resources

Books

Internet sources

Fonts

Copy-and-paste

Keyboard layouts

Phonetics programmes

Mobile apps

Principles

Envoi



- PRAAT:
<http://www.fon.hum.uva.nl/praat/>
- This one is for geeks *g*



- Audacity
<https://www.audacityteam.org/>
- You probably already have this.

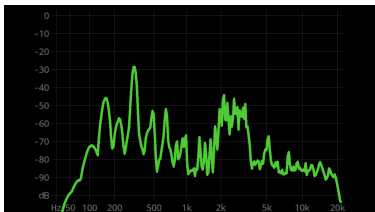


- PRAAT:
<http://www.fon.hum.uva.nl/praat/>
- This one is for geeks *g*
- Once you have PRAAT installed on your computer, you have your very own phonetics lab to play with.



- Audacity
<https://www.audacityteam.org/>
- You probably already have this.
- Audacity can do most of the things you need to know something about for an introductory course on phonetics.

Mobile apps (1)



- FrequenSee – Spectrum Analyzer (free)
<https://play.google.com/store/apps/details?id=com.DanielBach.FrequenSee&hl=de>

φων

Organizational
introduction

Goals

Course Overview

Resources

Books

Internet sources

Fonts

Copy-and-paste

Keyboard layouts

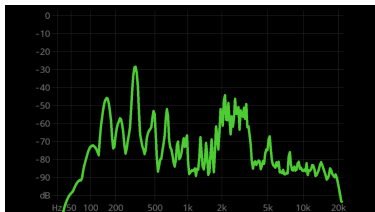
Phonetics programmes

Mobile apps

Principles

Envoi

Mobile apps (1)



- FrequenSee – Spectrum Analyzer (free)
<https://play.google.com/store/apps/details?id=com.DanielBach.FrequenSee&hl=de>
- analyzes frequency of sound in real time

φωv

Organizational
introduction

Goals

Course Overview

Resources

Books

Internet sources

Fonts

Copy-and-paste

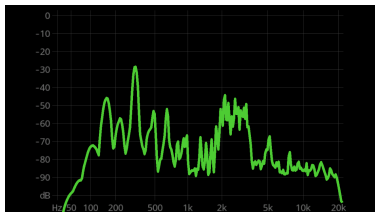
Keyboard layouts

Phonetics programmes

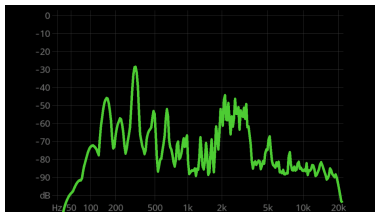
Mobile apps

Principles

Envoi



- FrequenSee – Spectrum Analyzer (free)
<https://play.google.com/store/apps/details?id=com.DanielBach.FrequenSee&hl=de>
- analyzes frequency of sound in real time
- allows you to see differences [s] / [f], [i] / [a] / [u], etc.



- FrequenSee – Spectrum Analyzer (free)
<https://play.google.com/store/apps/details?id=com.DanielBach.FrequenSee&hl=de>
- analyzes frequency of sound in real time
- allows you to see differences [s] / [f], [i] / [a] / [u], etc.
- also available for iPhone (see AppStore)

Mobile apps (2)



- live BPM – Beat Detector (relatively inexpensive)
<https://play.google.com/store/apps/details?id=com.DanielBach.liveBPM>

φωv

Organizational
introduction

Goals

Course Overview

Resources

Books

Internet sources

Fonts

Copy-and-paste

Keyboard layouts

Phonetics programmes

Mobile apps

Principles

Envoi

Mobile apps (2)



- live BPM – Beat Detector (relatively inexpensive)
<https://play.google.com/store/apps/details?id=com.DanielBach.liveBPM>
- detects rhythmic “beat” of drumming (or speaking)

φωv

Organizational
introduction

Goals

Course Overview

Resources

Books

Internet sources

Fonts

Copy-and-paste

Keyboard layouts

Phonetics programmes

Mobile apps

Principles

Envoi



- live BPM – Beat Detector (relatively inexpensive)
<https://play.google.com/store/apps/details?id=com.DanielBach.liveBPM>
- detects rhythmic “beat” of drumming (or speaking)
- might be useful towards end of course



- live BPM – Beat Detector (relatively inexpensive)
<https://play.google.com/store/apps/details?id=com.DanielBach.liveBPM>
- detects rhythmic “beat” of drumming (or speaking)
- might be useful towards end of course
- also available for iPhone (see AppStore).

The killer app (only for iPhone / iPad)

φωv

Organizational
introduction

Goals

Course Overview

Resources

Books

Internet sources

Fonts

Copy-and-paste

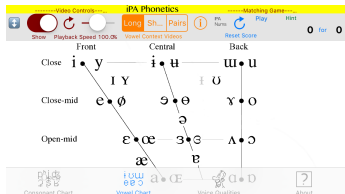
Keyboard layouts

Phonetics programmes

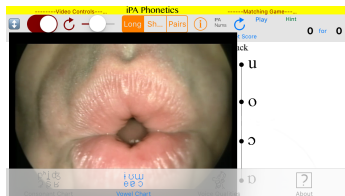
Mobile apps

Principles

Envoi



- Click on the IPA symbol, hear the sound:
<http://www.uvic.ca/humanities/linguistics/resources/software/ipaphonetics/index.php>



Some general principles to remember when studying the phonetics and phonology of English

- 1 Imagine you are training to be a spy, and are going to be working in England. A German accent would give you away!



Organizational
introduction

Goals

Course Overview

Resources

Books

Internet sources

Fonts

Copy-and-paste

Keyboard layouts

Phonetics programmes

Mobile apps

Principles

Envoi

Some general principles to remember when studying the phonetics and phonology of English

- 1 Imagine you are training to be a spy, and are going to be working in England. A German accent would give you away!
- 2 Start with the entire body in its biological and social environment. Sleep in an English-style bed, eat an English-style breakfast, surround yourself with everything English; stand the way English people do, walk the way they do, hold your mouth the way they do. Then the sounds will come naturally.



Organizational
introduction

Goals

Course Overview

Resources

Books

Internet sources

Fonts

Copy-and-paste

Keyboard layouts

Phonetics programmes

Mobile apps

Principles

Envoi

Some general principles to remember when studying the phonetics and phonology of English

- 1 Imagine you are training to be a spy, and are going to be working in England. A German accent would give you away!
- 2 Start with the entire body in its biological and social environment. Sleep in an English-style bed, eat an English-style breakfast, surround yourself with everything English; stand the way English people do, walk the way they do, hold your mouth the way they do. Then the sounds will come naturally.
- 3 Free up your sound-making. Stop being an adult with desires and purposes and intentions. Just be a child and play. Do not let your phonetics be constrained by anything related to language (such as German sound patterns, or German sentence patterns, or German ways of organizing ideas, or ...)



Organizational
introduction

Goals

Course Overview

Resources

Books

Internet sources

Fonts

Copy-and-paste

Keyboard layouts

Phonetics programmes

Mobile apps

Principles

Envoi

Some general principles to remember when studying the phonetics and phonology of English

- 1 Imagine you are training to be a spy, and are going to be working in England. A German accent would give you away!
- 2 Start with the entire body in its biological and social environment. Sleep in an English-style bed, eat an English-style breakfast, surround yourself with everything English; stand the way English people do, walk the way they do, hold your mouth the way they do. Then the sounds will come naturally.
- 3 Free up your sound-making. Stop being an adult with desires and purposes and intentions. Just be a child and play. Do not let your phonetics be constrained by anything related to language (such as German sound patterns, or German sentence patterns, or German ways of organizing ideas, or ...)
- 4 Find someone to imitate. It should be someone quintessentially English. Abandon your own desires and purposes and intentions and just imitate the other person.



Organizational
introduction

Goals

Course Overview

Resources

Books

Internet sources

Fonts

Copy-and-paste

Keyboard layouts

Phonetics programmes

Mobile apps

Principles

Envoi

- Send me an email if you don't get one from me very soon.

- Send me an email if you don't get one from me very soon.
- What do English cricket commentators talk about while English cricketers are having their third tea break?

<https://www.youtube.com/watch?v=znmjnEMqHeg>

- Send me an email if you don't get one from me very soon.
- What do English cricket commentators talk about while English cricketers are having their third tea break?
<https://www.youtube.com/watch?v=znmjnEMqHeg>
- See you (...even if only virtually...) next week!